


SUMMER

HOMework



For Rising
1st Graders
(Kindergarteners
going to 1st grade)

First Grade Expectations

Motor Skills/Self-Help Skills:

- Tie shoes, zip and button clothes
- Use good manners
- Responsible for books, folders, homework, etc.
- Complete work in a given amount of time
- Proper letter formation in handwriting (tall letters formed top to bottom, short letters formed dotted line to bottom)
- Open snack or lunch items

Language Arts:

- Write the upper/lower case letters of the alphabet
- Identify and recognize the letters/sounds of the alphabet
- Identify long/short vowel sounds in words
- Write first and last names
- Recognize rhyming words
- Recognize word families (at - bat, ug-bug, ed-red)
- Recognize and spell color words
- Recognize blends (R-blends: gr, br; L-blends: bl, cl; S-blends: sm, sn; ch, sh, th, wh)
- Know, recognize, and spell basic sight words
- Write and put words in ABC order

Math:

- Be able to recognize/write the numbers 1 - 31
- Basic addition/subtraction to 10
- Calendar (Days of the Week, Months of the Year)
- Today, Yesterday, and Tomorrow
- One more, One less

Math (continued)

- Count to 100
- Practice counting by 2's, 5's, and 10's
- Patterns
- Tell time to the hour
- Coin recognition
- Number sequence and filling in missing numbers (ex. 22, 23, _____, 25)
- Number order - before, after, and in between (ex. before _____21; after 18 _____; between 17 _____19)

Please remember that the most important thing that you can do with your child is to read. Things to do when you are reading with your child:

- Picture walk of the story with your child. (Look at the pictures in the story and discuss the pictures prior to reading the story. This is a major part of developing context clues to aid in figuring out unknown words in the story.)
- Discuss the beginning, middle, and end of the story.
- Ask about the main idea, characters, setting, problems, and solutions in the story.
- Let your child look for sight words in the story.
- Allow your child to write sentences or stories using sight words and inventive spelling.

Student's Name _____

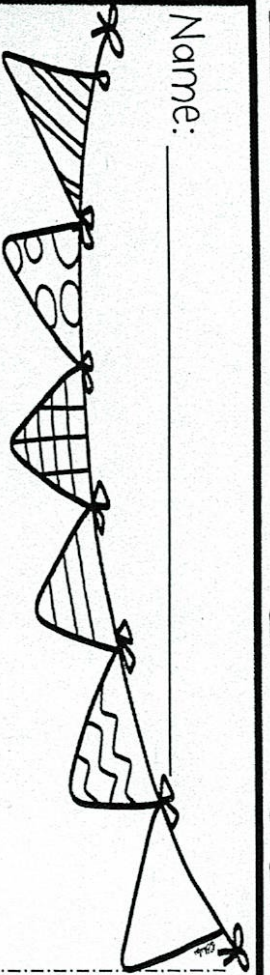
10 books you read to your child

Title	Author
1.	
2.	
3.	
4.	
5.	
6.	
7.	
8.	
9.	
10.	

5 books your child read to you

Title	Author
1.	
2.	
3.	
4.	
5.	

Name: _____



Math

Draw circles to find the sum or difference.

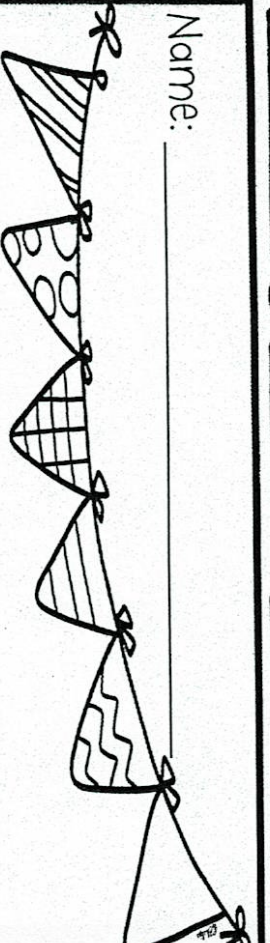
Write the number sentence to match the picture.

Tom got 3 apples from the tree. Then he got 2 more apples. How many apples did Tom get in all?

_____ + _____ = _____

Jen had 5 balls to play with. She lost 2 of the balls. How many balls does Jen have left?

Name: _____



Math

Cross out to subtract. Then write the difference.

6 - 1 =

○ ○ ○ ○ ○

○ ~~○~~

3 - 2 =

○ ○ ○

4 - 1 =

○ ○ ○ ○

5 - 0 =

○ ○ ○ ○ ○

6 - 5 =

○ ○ ○ ○ ○ ○

4 - 4 =


○ ○ ○ ○

Reading

Read the story, then answer the questions.

Fishing

My dad took me
fishing at the lake.
I got 3 little fish.
My dad got 2 big
fish. We had fun
fishing at the lake.



1. Who took the kid to go fishing?

2. How many fish did the dad get?

Language Arts

Fix the sentences. Write each sentence correctly. Remember that sentences should start with a capital letter and end with a period.

the cat is big

it is sunny

we go to the park

